

Beverage Counter with 3 Compartments and 1 Sink


Body length 2100 mm, total height 980 mm

Also available with black front.

The total price consists of
price bar counter top
+ price under counter refrigerator
+ price inserts

This page can be used as a template for the order.


Cooling power: 360W/-10°ET/R134a/R513A
Elec. connection: 230V/335W




Bar Counter Top 2150

<input type="checkbox"/> 1 Sink left No-drip edge on all sides	<input type="checkbox"/> 1 Sink left Upstand on customer side	<input type="checkbox"/> 1 Sink right No-drip edge on all sides	<input type="checkbox"/> 1 Sink right Upstand on customer side
Width: 2150 mm Depth: 700 mm	Width: 2150 mm Depth: 665 mm	Width: 2150 mm Depth: 700 mm	Width: 2150 mm Depth: 665 mm
Art.-No. 8710	Art.-No. 8711	Art.-No. 8712	Art.-No. 8713

Under Counter Refrigerator KUB 890-1SL-3





<input type="checkbox"/> Sink base mounted on the left, for external cooling unit (incl. controller)	<input type="checkbox"/> Sink base mounted on the left, with cooling unit ready-to-use
Art.-No. 10802	Art.-No. 8603
	
Model for external cooling: the wing door is without perforated grid.	




Under Counter Refrigerator KUB 890-1SR-3

<input type="checkbox"/> Sink base mounted on the right, for external cooling unit (incl. controller)	<input type="checkbox"/> Sink base mounted on the right, with cooling unit ready-to-use
Art.-No. 10803	Art.-No. 8613
	
Model for external cooling: the wing door is without perforated grid.	

Inserts KUB 890

Wing doors with glass window see page 295.

Wing Door DIN Left with 1 supporting grid effective height 780 mm	<input type="checkbox"/> left <input type="checkbox"/> right	
Art.-No. 8782		
Wing Door DIN Right with 1 supporting grid effective height 780 mm	<input type="checkbox"/> left <input type="checkbox"/> right	
Art.-No. 8783		
Wing Door DIN Left with barrel rail effective height 775 mm	<input type="checkbox"/> left <input type="checkbox"/> right	
Art.-No. 8784		
Wing Door DIN Right with barrel rail effective height 775 mm	<input type="checkbox"/> left <input type="checkbox"/> right	
Art.-No. 8785		

Stainless Steel Roller Drawer (drawer with overlength, load 100 kg) eff. height 355 mm top, 345 mm bottom	<input type="checkbox"/> left <input type="checkbox"/> right	
Art.-No. 8798		
Stainless Steel Roller Drawer (drawer with overlength, load 100 kg) eff. height 310 mm top, 390 mm bottom	<input type="checkbox"/> left <input type="checkbox"/> right	
Art.-No. 8789		
Stainless Steel Roller Drawer (drawer with overlength, load 100 kg) eff. height 390 mm top, 300 mm bottom	<input type="checkbox"/> left <input type="checkbox"/> right	
Art.-No. 8788		
Stainless Steel Roller Drawer (drawer with overlength, load 100 kg) eff. height 200 mm / 215 mm / 230 mm	<input type="checkbox"/> left <input type="checkbox"/> right	
Art.-No. 8799		

Special Accessories

___ pcs. Divider bars, plastic	Art.-No. 8882
___ pcs. Divider bars, metal	Art.-No. 8883
___ pcs. GN bearing rail	Art.-No. 8886
___ pcs. Extra supporting grid	Art.-No. 8885
___ pcs. Expansion valve R452A	Art.-No. 9117
<input type="checkbox"/> Second evaporator for external cooling systems (if more than one compartment is equipped with roller drawers)	Art.-No. 8099
<input type="checkbox"/> Second evaporator for ready-to-use refrigerators (if more than one compartment is equipped with roller drawers)	Art.-No. 8095

Water Taps for single sink with one lower rinsing pipe:

<input type="checkbox"/> Cold water tap	Art.-No. 8840
<input type="checkbox"/> Mixer tap HD1 (2 connection pipes, high pressure)	Art.-No. 8841
<input type="checkbox"/> Mixer tap ND1 (3 connection pipes, for boiler)	Art.-No. 8842
<input type="checkbox"/> Drain set for 1 sink with hose (for drain of drip tray)	Art.-No. 8891
<input type="checkbox"/> Pressure rinser for glasses, integrated in drip tray	Art.-No. 8899