

## System TOP 3536 VE

Angular glass supports for straight counter tops

- Easy cleaning of the front panel
- Patented safety function
- Simple cable inlet/guiding
- Made of high quality stainless steel

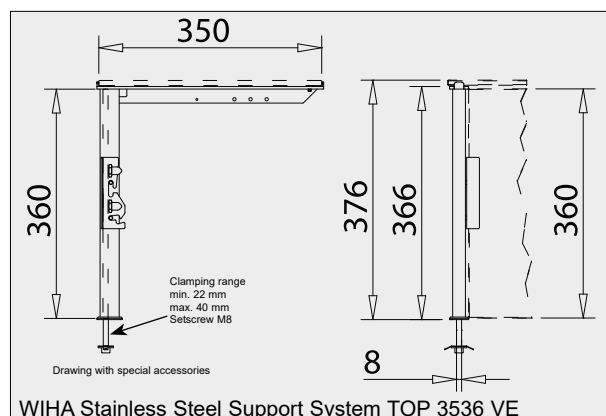
### Design

The supports are made entirely of stainless steel, material 1.4301. The surface is matt finished (glass bead blasted). The support is made secure at the base with screws. Easy cost-effective securing option. However, it is only suitable for pressure-proof worktops. The supports are prepared for a cable inlet with duct openings.

The cross-beam has an M5 thread for securing the necessary side panel



The front panel can be rotated for easy cleaning!



WIHA Stainless Steel Support System TOP 3536 VE

### WIHA TOP 3536 VE

Name of the item	Art.-No.	Glass shelf		Front panel	
		Glass length	Angle	Glass length	Angle
Support left VE	12458	+15 mm	90°	-14,5 mm	90°
Support right VE	12459	+15 mm	90°	-14,5 mm	90°
Central support VE - 180°	12460	-1 mm	90°	-14,5 mm	90°
Retainer set V, front panel	12453				
Retainer set, side panel	2407				

The glass length is based on the centre distance (drilling distance) of the supports. Changing the glass length should be considered for each support on a case-by-case basis.  
Note: Drill diameter for mounting screw = 10 mm, the mounting hole is to be moved 6 mm forward compared to the centre of the support.

**Tip:**  
Suitable lighting covers are on page 381.

## System TOP 3536 VEM


Angular glass supports for straight counter tops with mounting plate

- Suitable for granite surfaces
- Easy cleaning of the front panel
- Patented safety function
- Simple cable inlet/guiding
- Made of high quality stainless steel

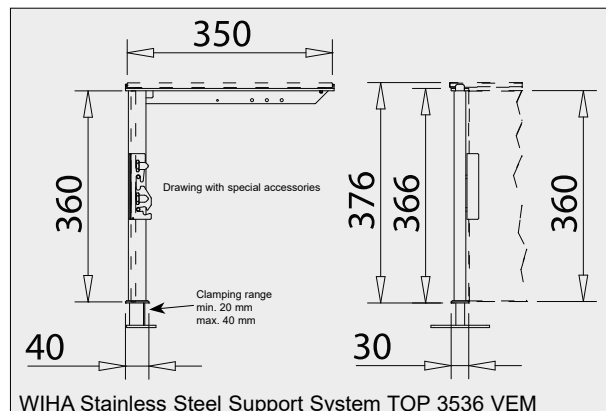
### Design

The supports are made entirely of stainless steel, material 1.4301. The surface is matt finished (glass bead blasted). The support is made secure with a mounting plate available as an accessory. The supports are prepared for a cable inlet with duct openings.

The cross-beam has an M5 thread for securing the necessary side panel.



The front panel can be rotated for easy cleaning!



WIHA Stainless Steel Support System TOP 3536 VEM

### WIHA TOP 3536 VEM

Name of the item	Art.-No.	Glass shelf		Front panel	
		Glass length	Angle	Glass length	Angle
Support left VEM	12461	+15 mm	90°	-14,5 mm	90°
Support right VEM	12462	+15 mm	90°	-14,5 mm	90°
Central support VEM - 180°	12463	-1 mm	90°	-14,5 mm	90°
Mounting plate VE (support)	12457				
Retainer set V, front panel	12453				
Retainer set, side panel	2407				

The glass length is based on the centre distance (drilling distance) of the supports. Changing the glass length should be considered for each support on a case-by-case basis.