

15. Stainless Steel Glass Supports

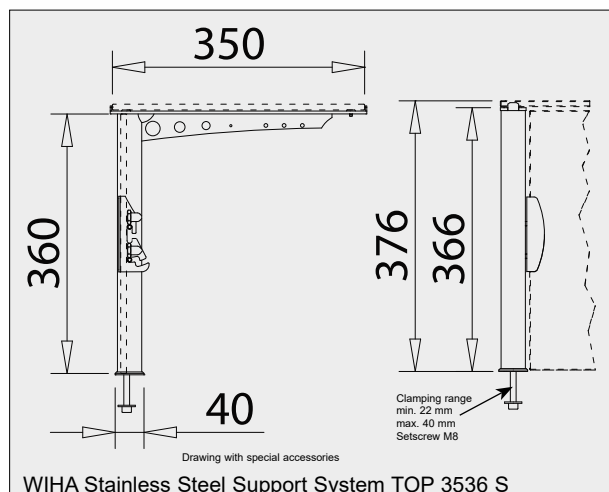
with round tube



System TOP 3536 S

For straight and angled counter tops with lighting

- Easy cleaning of the front panel
- Patented safety function
- Simple cable inlet/guiding
- Made of high quality stainless steel



WIHA TOP 3536 S

Name of the item	Art.-No.	Glass shelf		Front panel	
		Glass length	Angle	Glass length	Angle
Support left	4080	+17 mm	90°	-20,5 mm	90°
Support right	4081	+17 mm	90°	-20,5 mm	90°
Central support - 180°	4082	-1 mm	90°	-20,5 mm	90°
Retainer set, front panel	2419				
Retainer set, side panel	2407				

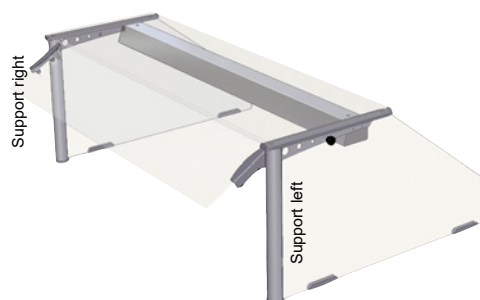
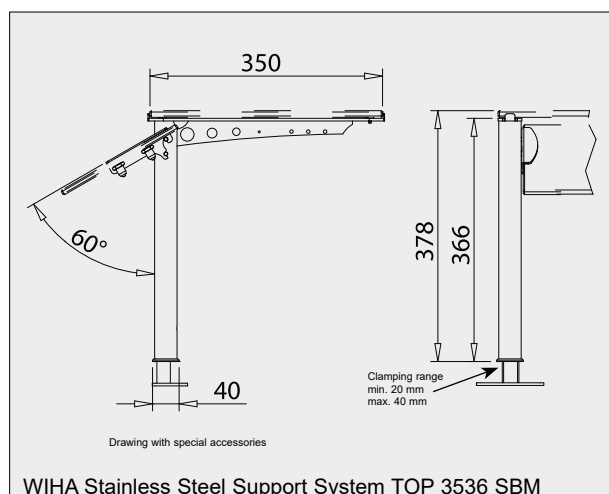
The glass length is based on the centre distance (drilling distance) of the supports. Changing the glass length should be considered for each support on a case-by-case basis.
Note: Drill diameter for mounting screw = 10 mm, the mounting hole is to be moved 4 mm forward compared to the centre of the support.

Tip:
Suitable lighting covers are on page 381.

System TOP 3536 SBM

For straight self-service counter tops with lighting

- Easy cleaning of the front panel
- Simple cable inlet/guiding
- Made of high quality stainless steel



WIHA 3536 SBM

Name of the item	Art.-No.	Glass shelf		Front panel	
		Glass length	Angle	Glass length	Angle
Support left	15450	+17 mm	90°	-20,5 mm	90°
Support right	15451	+17 mm	90°	-20,5 mm	90°
Central support - 180°	15452	-1 mm	90°	-20,5 mm	90°
Mounting plate (support)	4060				
Retainer set, front panel	15459				
Retainer set, side panel	2407				

The glass length is based on the centre distance (drilling distance) of the supports. Changing the glass length should be considered for each support on a case-by-case basis.