

6. Display Cases – refrigerated

for self-service



Snack-Counter ECO E SB-KST-VT-RG

Energy-saving display case with circulating air and sliding doors on the customer side, recessed cooling pan, closed rear panel, **insulating glazing on all sides and LED lighting**

WiHA
ECO⁺
ecologically friendly

WiHA
Toughened Safety Glass
The front pane, side panes and glass shelves are made of toughened safety glass.

WiHA
MOVE-DOWN
Patented

WiHA
MOVE-AWAY
Patented

WiHA
LED
energy-saving & low-maintenance

WiHA
LONG-LIFE
Longer operating life of the cooling unit

WiHA
SPLIT-CONTROL
(Special Accessory)
Flat and removable control panel



Also available with bottle slide, see special accessories.



6
Self-Service Display Cases

Snack-Counter ECO 520 E SB-KST-VT-RG	For external cooling unit incl. controller	With cooling unit and controller	Width [mm]	Cooling power [-10°ET]	Connection
Self-service version Height glass top 520 mm					
Snack-Counter ECO 520 E SB-KST-VT-RG - 2	33199	33201	750	370 W	230V/325W <input type="checkbox"/>
Snack-Counter ECO 520 E SB-KST-VT-RG - 3	33200	33202	1075	370 W	230V/340W <input type="checkbox"/>

Condensate pan/drain trap are available as accessories.

Snack-Counter ECO 710 E SB-KST-VT-RG	For external cooling unit incl. controller	With cooling unit and controller	Width [mm]	Cooling power [-10°ET]	Connection
Self-service version Height glass top 710 mm					
Snack-Counter ECO 710 E SB-KST-VT-RG - 2	33203	33205	750	370 W	230V/330W <input type="checkbox"/>
Snack-Counter ECO 710 E SB-KST-VT-RG - 3	33204	33206	1075	450 W	230V/340W <input type="checkbox"/>

Condensate pan/drain trap are available as accessories.

Special Accessories

	Art.-No.
Condensate pan, loose	3819
Drain fitting 1 1/4" for connecting to the customer's drain	3815
Sliding door, lockable	10147
Bearing rails for GN containers, shelves and bottle slide: Snack-Counter size per GN 1 (1 pair)	9880
Note: GN 1/1 and GN 2/4 containers can be mounted directly, for smaller GN containers additional separator bars are required, see page 206.	
Display shelf, unperforated; width=325 mm, GN 1 (Bearing rails must be ordered separately.)	6413

	Art.-No.
Bottle slide Snack-Counter GN 2 incl. 10 divider bars GN	26467
Bottle slide Snack-Counter GN 3 incl. 15 divider bars GN	26468
The bottle slide ensures the replacement of sold bottles and the customers view on a full assortment up to the last bottle.	
Divider bars for bottle slide 520, single	26457

Suitable price label rails for the intermediate shelves, see page 206.
(Note: Price label rails for the lower merchandise display are not possible.)

Option: Light colour adjustable, see page 141.

Base element UTB 51 optionally available, see table on page 386.

Description

Energy-saving refrigerated display case with circulating air, recessed cooling pan, closed rear panel and sliding doors on the customer side for self-service. The sliding doors on the customer side are equipped with soft-close function (soft-closing sliding doors).
Display case with insulating glazing on all sides for cooling cakes, cream cakes and snacks.
ECO-PLUS version with reduced energy consumption.
On the customer side, on the sides and on top with insulating glazing made of safety glass. The glass shelves are height adjustable and can be set at an angle, which means better presentation.
Temperature: < 5°C at 25°C/60% relative humidity (climate class 3 according to DIN EN ISO 23953). Humidity: approx. 70% to 85%.
Commercial product for the installation in stationary food and service counter.

Design

Construction, merchandise display and interior pan are made entirely of stainless steel, material 1.4301. Recessed inner pan is finished with 1 1/4" flush threaded drain fitting and hygienic corners that are easy to clean. Pressure-injected expanded polyurethane insulation. The exterior is made of galvanised sheet steel. Inside the pan is a generously sized circulating air evaporator with coated surface and quiet low-voltage ventilators (12 V DC) for air circulation.
The vertical walls above the evaporator are equipped with a perforation for vertically adjustable bottom beams (available as accessories). Gastro-Norm containers (50–150 mm deep) can be mounted or display shelves (available as accessories) can be inserted.
To clean the pan bottom, the merchandise display with circulating air evaporator and ventilators can be folded upwards and locked in the top position via gas pressure springs. For easy cleaning of the evaporator, it can be folded down (MOVE-DOWN TECHNOLOGY) when the merchandise display is open. To clean the area behind the pan or to carry out servicing, the merchandise display can be moved forwards (MOVE-AWAY FUNCTION).

The customer side has sliding doors for self-service with soft-close function (soft-closing sliding doors). On the rear side with closed rear panel. The height adjustable shelves are made of safety glass. For good illumination, a shielded LED light (standard colour: white) is mounted above each shelf. The shelves are suitable for Gastro-Norm dimensions. The mounting lip makes installation easy.

A digital defrosting and temperature controller is mounted beneath the cooling pan. Two air speeds can be selected for different food. The flat control panel (installation depth: approx. 20 mm) can be removed for mounting in the counter front (cable length: approx. 1 m).
With WIHA-LONG-LIFE for a longer operating life of the cooling unit.

Version KST:

The customer side has sliding doors made of insulating glass.

For external cooling unit

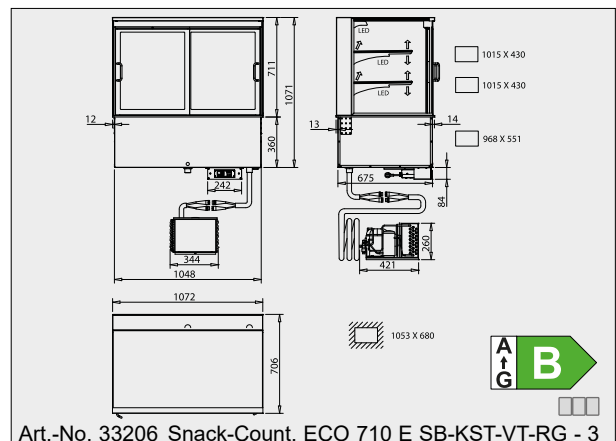
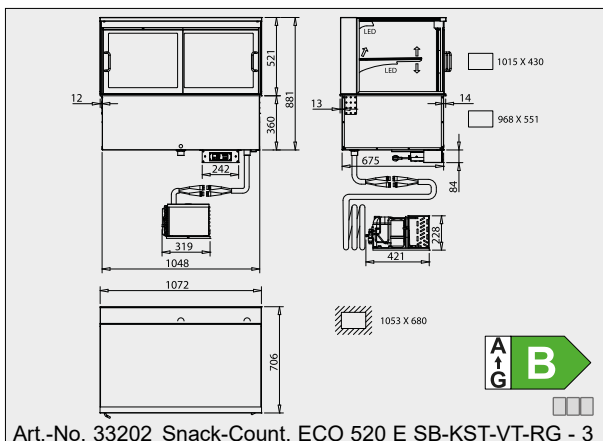
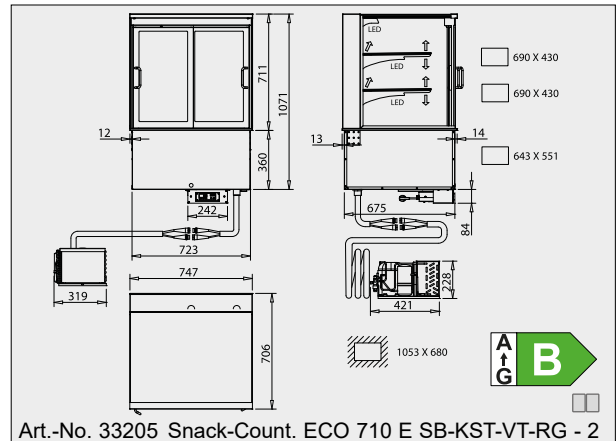
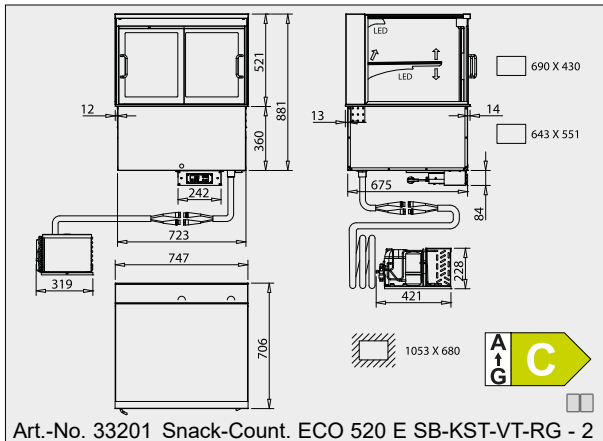
- Delivery includes:
- Expansion valve for R134a/R513A
 - Digital defrost and temperature controller

Cooling Unit Model

The cooling unit is fully pre-assembled and is connected to the cooling pan with refrigerant couplings.

Please note:

The counter design should include a well-ventilated base unit beneath the refrigerated display case.



The drawings are shown with special accessory that is not included in the scope of delivery; more drawings are available on www.wiha-web.com under "Info Centre / Customer Area".