


Tiered Refrigeration Module SKE PLUS

With cooled intermediate shelf for counter that are open on the service side

WiHA
MOVE-DOWN
Patented

WiHA
MOVE-AWAY
Patented

WiHA
LONG-LIFE
Longer operating life of the cooling unit



Sell 30% more!

It is possible with the upper cooled intermediate shelf

- Longer operating life of the cooling unit (LONG-LIFE)
- Hygienic base with round shaped corners (ROUND-BOTTOM)
- Cooling of the intermediate shelf by pressing a button if desired
- Extra-large evaporator
- Liftable evaporator for easy cleaning
- Service friendly (MOVE-DOWN- and MOVE-AWAY technology)

Increase your sales and profits with the air chiller unit SKE PLUS

With this air chiller unit, it is possible to use the intermediate shelf for the sale of refrigerated products, if required in addition.

During top-selling times the range of goods can be

enlarged effective in advertising. More goods can be presented and additional incentives to buy can be provided because of the unobtrusive technology.

WIHA SKE PLUS	For external cooling unit – incl. controller – Art.-No.	With cooling unit and controller Art.-No.	Cooling power [-10°ET]	Connection cooling unit	
SKE PLUS - 800	14820	14823	605 W	230V/390W	■ ■ +
SKE PLUS - 1200	14821	14824	825 W	230V/540W	■ ■ ■ +
SKE PLUS - 1600	14822	14825	1060 W	230V/750W	■ ■ ■ ■ +

The refrigeration units for external cooling units include the controller TMP 630 SPLIT and an expansion valve for R134a/R513A and built-in temperature sensors. Protective machine cover and condensate pan/drain trap are available as accessories.



WIHA SKE PLUS with intermediate shelf and lighting	For external cooling unit – incl. controller – Art.-No.	With cooling unit and controller Art.-No.	Cooling power [-10°ET]	Connection cooling unit	
SKE PLUS w. shelf - 800	14826	14829	605 W	230V/390W	■ ■ +
SKE PLUS w. shelf - 1200	14827	14830	825 W	230V/540W	■ ■ ■ +
SKE PLUS w. shelf - 1600	14828	14831	1060 W	230V/750W	■ ■ ■ ■ +

The refrigeration units for external cooling units include the controller TMP 630 SPLIT and an expansion valve for R134a/R513A and built-in temperature sensors. Protective machine cover and condensate pan/drain trap are available as accessories.



Special Accessories

Condensate pan mounted under the cooling unit
Drain fitting 1 1/4" for connecting to the customer's drain

Art.-No.
33196
3815

Detachable control panel (SPLIT-CONTROL)
extra charge for device with cooling unit in the base housing
Protective machine cover type 605-1060

Art.-No.
12219
33195

2. Air Chiller Units

tiered installation



Description

Air chiller unit with separately connectible cooling for an upper intermediate shelf mounted above the lower merchandise display. Model for cooling cakes, cream cakes and snacks **with a merchandise height up to 8 cm on the lower merchandise display or with a merchandise height up to 6 cm on the upper intermediate shelf.** To operate it, the customer should provide a glass top that should only be open on the air blow-off side.
 Temperature: < 7°C at 25°C/60% relative humidity (climate class 3 according to DIN EN ISO 23953).
 Commercial product for the installation in stationary food and service counter.

2
Tiered
Installation

Design

Interior pan is made entirely of stainless steel, material 1.4301, with flush threaded drain fitting (1 1/4") and round shaped hygienic corners (ROUND-BOTTOM) that are easy to clean. Pressure-injected expanded polyurethane insulation (CFC-free). The exterior is made of galvanised sheet steel. Inside the pan is a circulating air evaporator with coated surface and quiet low-voltage ventilators (12 V DC) for air circulation. Located above the circulating air evaporator is a merchandise display made from ground stainless steel, material 1.4301.
 To clean the pan bottom, the merchandise display with circulating air evaporator and ventilators can be folded upwards and locked in the top position via gas pressure springs.

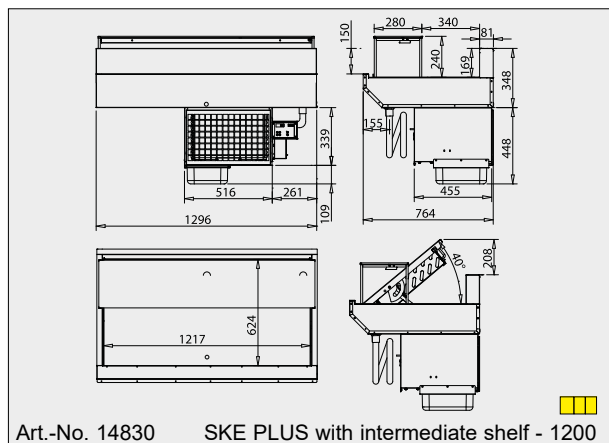
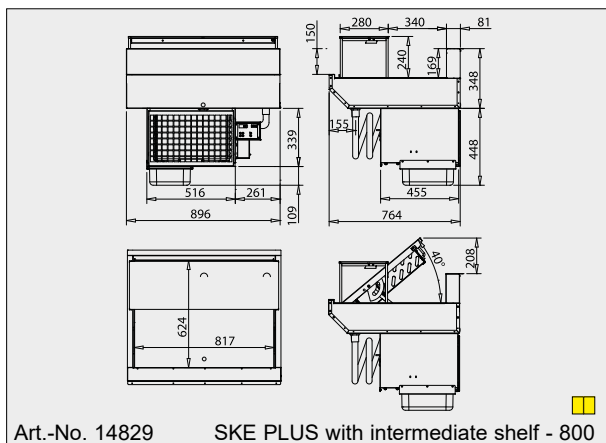
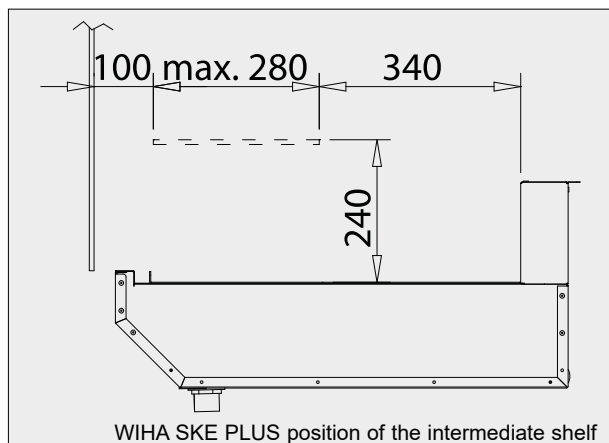
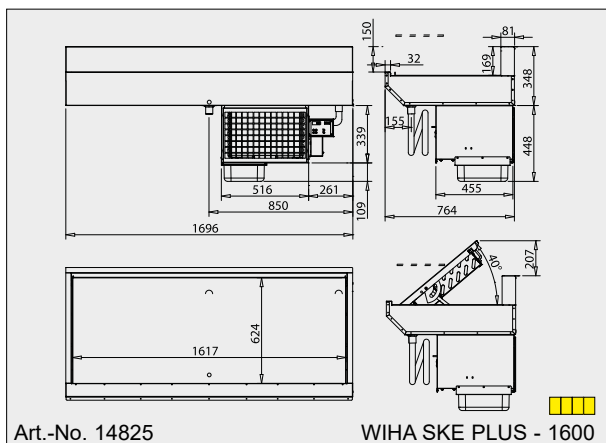
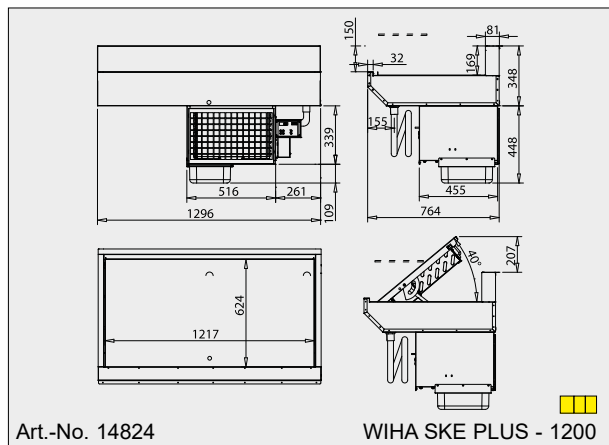
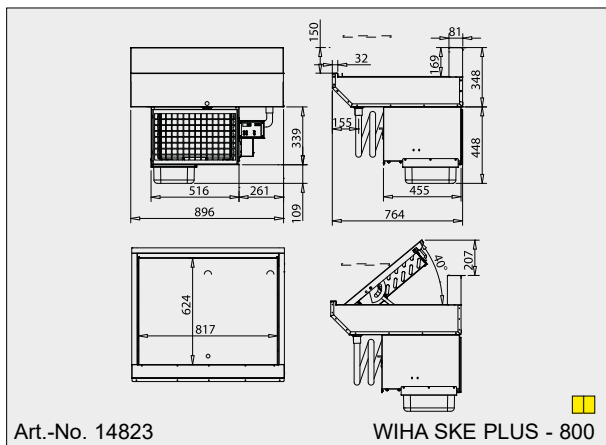
To clean the surfaces of the evaporator, it can be folded down (MOVE-DOWN TECHNOLOGY) when the merchandise display is open. To clean the area behind the pan or to carry out servicing, the merchandise display can be moved forwards (MOVE-AWAY TECHNOLOGY).
 When determining the position of the intermediate shelf, the dimensions according to the drawing must be observed. The horizontal distance of the intermediate shelf to the front glass pane is 80 mm. The distance from the air blow-off duct to the intermediate shelf is 250 mm. The distance from the top of the intermediate shelf to the lower merchandise display is 230 mm. The depth of the intermediate shelf is max. 280 mm. In case of curved front panes (panoramic glass), the depth of the intermediate shelf is accordingly lower.

For external cooling unit

- Delivery includes:
- Expansion valve for R134a/R513A
 - Controller TMP 630 SPLIT

Cooling Unit Model

The cooling unit is encased in a stainless steel housing and is located beneath the cooling pan. It is easy to remove for servicing.
 The control panel of the TMP 630 SPLIT digital defrost and temperature controller is mounted right next to the cooling unit. A freely usable output can be used for counter lighting.
With WIHA-LONG-LIFE for a longer operating life of the cooling unit.



The drawings are shown with special accessory that is not included; more drawings are available on www.wiha-web.com under "Info Centre / Customer Area".