

Sneeze Guard Top SB-GN (for Self-Service)

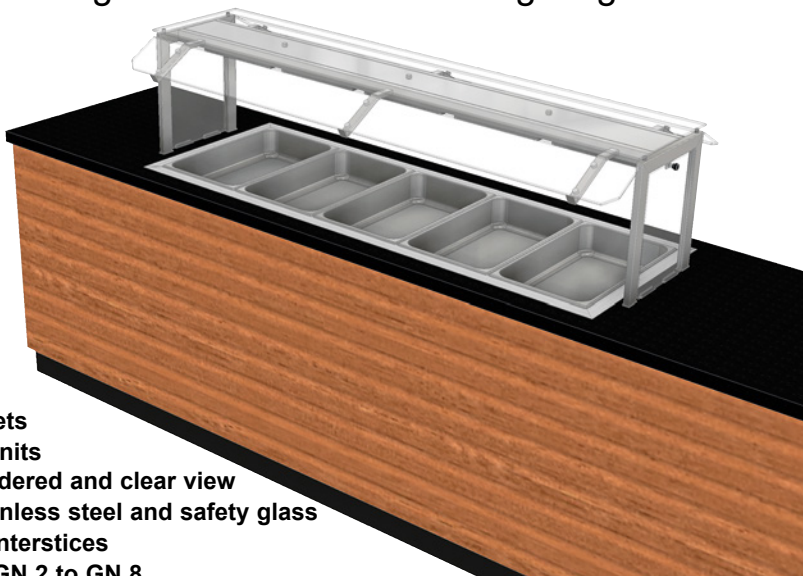
Glass construction with sneeze guard function and LED lighting

Preferred application:

To be used for self-service counters with air chiller units (in GN dimensions), such as the WIHA Gastro-Snack.

Tip:

Suitable Mirror Rear Panels are on page 368.



Sneeze Guard Top SB-GN

- Perfect for high turnover salad buffets
- For free standing or wall standing units
- Glass panels designed for an unhindered and clear view
- Stable construction, made from stainless steel and safety glass
- Easy cleaning of glass panels and interstices
- Available in a uniform design from GN 2 to GN 8
- Double-row, high luminous LED light for a good illumination

Easy Set-Up on Worktops

The compact construction of the Sneeze Guard TOP SB-GN is available for a single-sided or double-sided customer's access to self-service salad buffets. To match your client's needs, it is available in several GN-Sizes.

Two lateral pipe brackets (U-form) made from stainless steel and connection struts allow a self-supporting installation. A glass pad made from safety glass is mounted above the connection struts.

The Sneeze Guard glass panels are securely mounted on inclined tubular consoles. The customer-sided glass corners are bevelled.

In-between the connection struts, a reflector profile holds the highly luminous LED lights with a colour temperature of approximately 4.000 K (white).

In comparison to conventional lamps, the LED lights allow a saving of up to 60 % energy and an extended lifespan of up to 30.000 hours. The very bright light of the LED lights will set your customers products effectively in scene to assist the rise of the client's interest.

The connection cables of the LED lights are hidden inside the side brackets and guided out of them to be connected underneath the worktop.

The Sneeze Guard Top SB-GN is placed on the worktop and secured by four screws from underneath.

WIHA Sneeze Guard Top SB-GN	One-sided, self-service	Two-sided, self-service		
Model	Art.-No.	Art.-No.	Width [mm]	Connection
Sneeze Guard SB-GN 2	13011	12030	830	230V/15W
Sneeze Guard SB-GN 3	13012	12031	1155	230V/28W
Sneeze Guard SB-GN 4	13013	12032	1480	230V/30W
Sneeze Guard SB-GN 5	13014	12033	1805	230V/42W
Sneeze Guard SB-GN 6	13015	12026	2130	230V/54W
Sneeze Guard SB-GN 7	13016	12027	2455	230V/77W
Sneeze Guard SB-GN 8	13017	12028	2780	230V/87W



The model "One-sided, self-service" is also available on request as corner solution: „Sneeze Guard Top CORNER 90°“ Art.-No. 13010.

Special Accessories

Side glass panel for sneeze guard top SB one-sided

Art.-No.
13028

Side glass panel for sneeze guard top SB two-sided


13029

Retainer set, side glass panel for sneeze guard top SB

13036

Mounting kit COMBINATION

13037



Due to a well thought design regarding the distance of the glass panels to the stainless steel frame, a hygienic cleaning is almost child's play.

15. Stainless Steel Glass Supports

Sneeze Guard Tops



Description

Compact sneeze guard construction equipped with highly luminous LED lighting for the installation above cooled or uncooled counter areas. Dimensions are according to the GN grid, suitable, for example, for the WIHA Gastro-Snack air chiller unit.

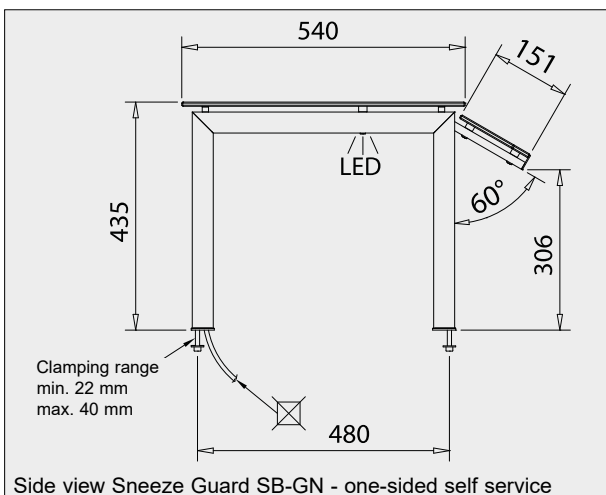
Design

The glass construction is made from welded stainless steel square tubes, horizontally oriented with lateral stand pipes. The horizontal tubes are two parallel installed pipes with a lighting channel between them. The tubular frame is made of square stainless steel tubes 40 mm x 20 mm with a ground surface.

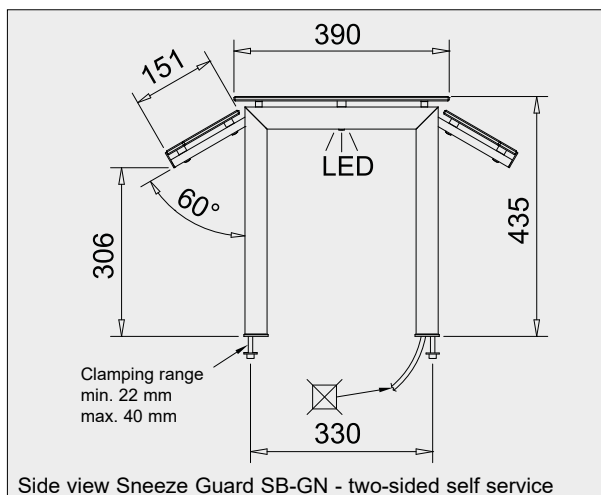
Inside the lighting channel, a reflector profile holds two parallel rows of LED lamps to guarantee an even and highly luminous illumination. The glass panels are made of safety glass and screwed onto the frame rack with clamping plates. The customer-sided sneeze guard glass panels are placed on inclined consoles that are welded to the tubular frame. The Sneeze Guard Top SB-GN is fixed with M8 tapping screws to the worktop.

Delivery includes:

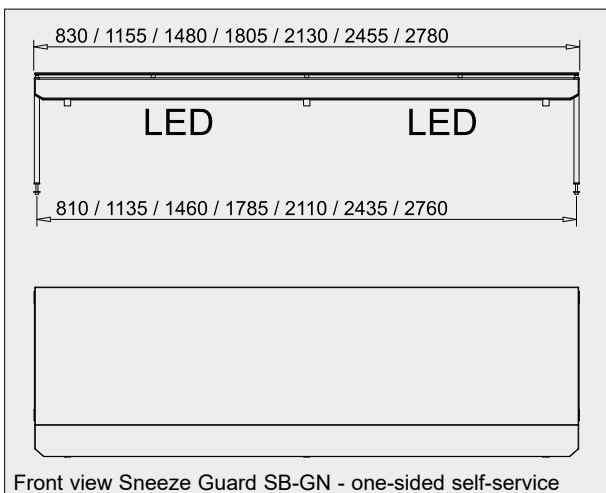
- Safety glass panels
- Fixing screws for the glass construction
- Installation and operating instructions



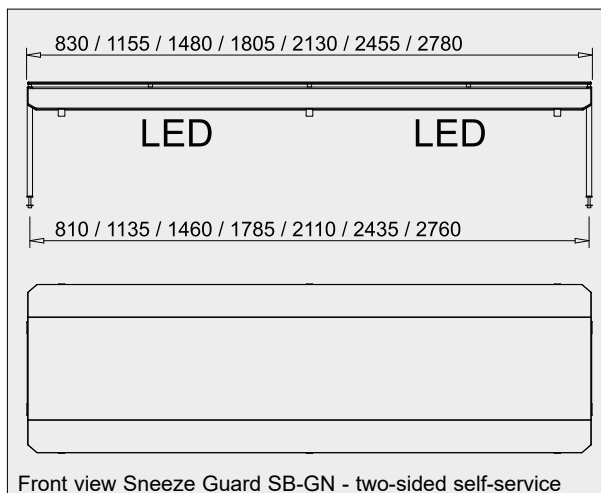
Side view Sneeze Guard SB-GN - one-sided self service



Side view Sneeze Guard SB-GN - two-sided self service



Front view Sneeze Guard SB-GN - one-sided self-service



Front view Sneeze Guard SB-GN - two-sided self-service



Fig.: Gastro-Snack with Sneeze Guard Top SB-GN – one-sided, self-service.



Fig.: Cooling pan KW-KT-HB with Sneeze Guard Top SB-GN – one-sided, self-service with Mirror Rear Panel (see page 368).