

Euro-Counter XXL 1000

Optimal use for bakery and pastry shop

XXL sliding door with extra-large door opening

- Comfort sliding door with synchronous run
- Easier and faster operation
- XXL door opening – enables that two employees can work simultaneously
- Allows easy removal even from the middle of the display area
- Easy opening and closing



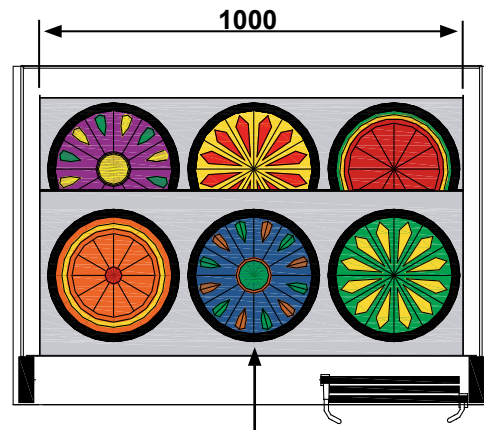
Optimal use for bakery and pastry shop:

for cream cakes *:

- 2. intermediate shelf: 3 cream cakes
- 1. intermediate shelf: 3 cream cakes
- lower display area: 6 cream cakes

12 cream cakes

* ø cream cake approx. 280 mm, ø cake plate approx. 300 mm

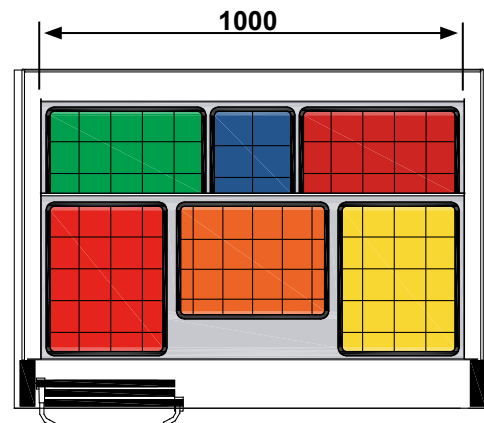


Goods can be easily taken out also from the middle of the display area.

for baking trays:

- 2. intermediate shelf: 3x40/30
- 1. intermediate shelf: 3x40/30
- lower display area: 2x60/40 1x60/20

1.32 m² area



Version ECO: EASY-OPEN option, see page 131.

Option: Light colour adjustable, see page 141.

Base element UTB 51 optionally available, see table on page 386.

Available with simple glazing and insulating glazing.

Euro-Counter XXL 1000	For external cooling unit incl. controller		With cooling unit and controller			
	Model	Art.-No.	Art.-No.	Width [mm]	Cooling power [-10°ET]	Connection
Euro-Counter 520 E BE XXL 1000	19029	19030	1122	450 W	230V/375W	■ ■
Euro-Counter 710 E BE XXL 1000	19031	19032	1122	605 W	230V/490W	■ ■
Euro-Counter ECO 520 E BE XXL 1000	19033	19034	1122	450 W	230V/330W	■ ■
Euro-Counter ECO 710 E BE XXL 1000	19035	19036	1122	605 W	230V/410W	■ ■

Protective machine cover and condensate pan/drain trap are available as accessories.

5. Display Cases – refrigerated

for serve-over

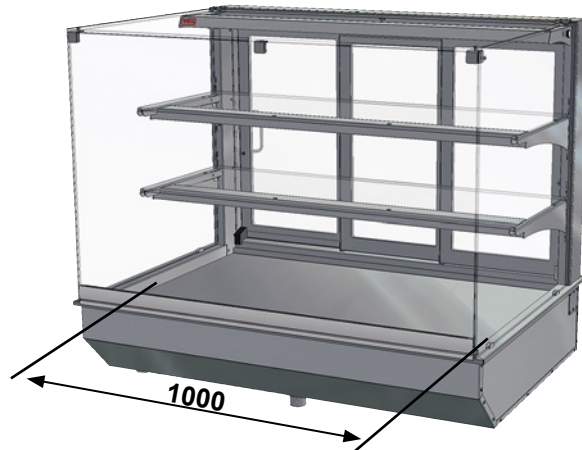


Special Accessories

	Art.-No.
Condensate pan mounted under the cooling unit	33266
Condensate pan mounted under the cooling (type 605)	33196
Drain fitting 1 1/4" for connecting to the customer's drain	3815
Protective machine cover type 370/450	8179
Protective machine cover type 605	33195
Price label rail lower display area	11283
Price label rail glass shelf	11284
Light colour adjustable(meat, cheese or cake) see page 141.	
Easy-Open option (easy opening of the front glass) see page 131.	

Description

Refrigerated display case with circulating air for cooling cakes, cream cakes and snacks and with XXL sliding door technology with extra-large door opening.
On the customer side with angled glass construction made of safety glass or with insulating glazing made of safety glass.
The glass shelves are height adjustable and can be set at an angle, which means better presentation.
Euro-Counter E BE XXL 1000:
Temperature: < 7°C at 25°C/60% relative humidity (climate class 3 according to DIN EN ISO 23953).
Euro-Counter ECO E BE XXL 1000:
Temperature: < 5°C at 25°C/60% relative humidity (climate class 3 according to DIN EN ISO 23953).
Humidity: approx. 70% to 85%.
Commercial product for the installation in stationary food and service counter.



Design

Construction, merchandise display and interior pan are made entirely of stainless steel, material 1.4301. Pan interior is finished with 1 1/4" flush threaded drain fitting and hygienic corners that are easy to clean. Pressure-injected expanded polyurethane insulation. The exterior is made of galvanised sheet steel. Inside the pan is a generously sized circulating air evaporator with coated surface and quiet low-voltage ventilators (12 V DC) for air circulation. Located above the circulating air evaporator is a merchandise display made of ground stainless steel, material 1.4301.
To clean the pan bottom, the merchandise display with circulating air evaporator and ventilators can be folded upwards and locked in the top position via gas pressure springs. For easy cleaning of the evaporator, it can be folded down (MOVE-DOWN FUNCTION) when the merchandise display is open.
The front glass pane of the Euro-Counter XXL is made of safety glass and can be swung outwards for easy cleaning. The side glass panes and the height adjustable shelves are also made of safety glass. For good illumination, a shielded LED light (standard colour: white) is mounted above each shelf.
The Euro-Counter ECO XXL is equipped with insulating glazing made of laminated safety glass on the customer side, on the sides and on top. The front glass pane can be swung outwards for easy cleaning. The height adjustable shelves are made of safety glass. For good illumination, a shielded LED light (standard colour: white) is mounted above each shelf.
Simple and fast operation thanks to the XXL sliding door technology. The sliding door technology allows the easy removal of goods even from the middle of the merchandise display.

The shelves are suitable for Euro-Norm dimensions. The mounting lip makes installation easy. A digital defrosting and temperature controller is mounted beneath the cooling pan. The flat control panel (installation depth: approx. 20 mm) can be removed for mounting in the counter front (cable length: approx. 1 m).
With WIHA-LONG-LIFE for a longer operating life of the cooling unit.

Design sliding door:

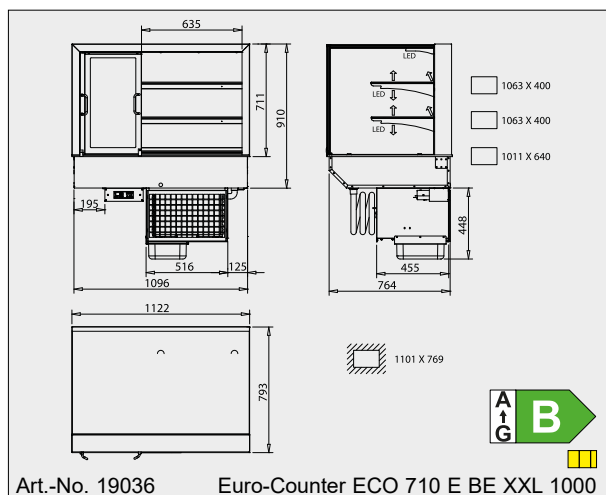
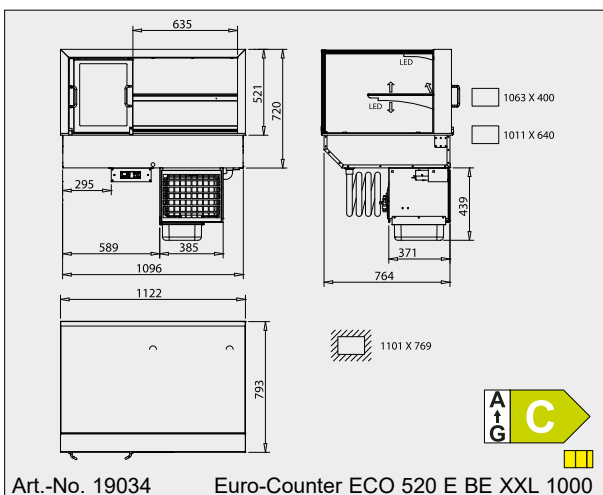
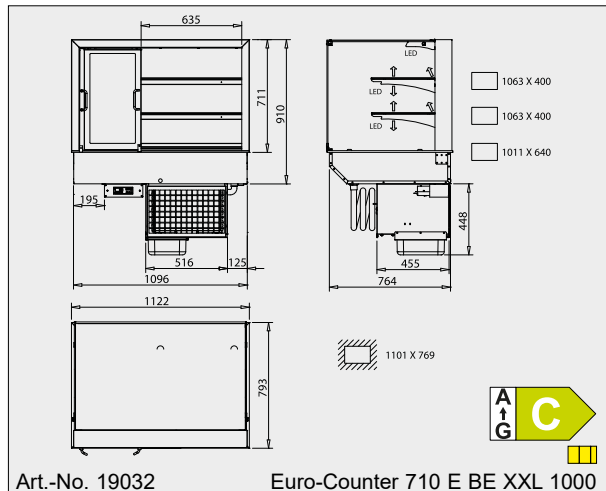
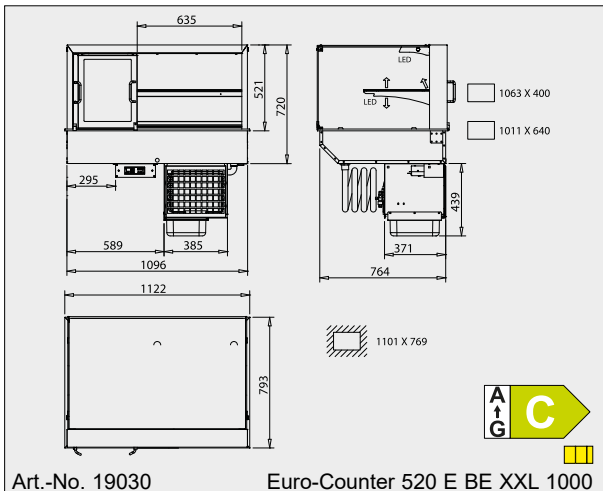
The operator side has large XXL sliding doors made of insulating glass with extra-large door opening.

For external cooling unit

- Delivery includes:
- Expansion valve for R134a/R513A
 - Digital defrost and temperature controller

Cooling Unit Model

The cooling unit is encased in a stainless steel housing and is located beneath the cooling pan. It is easy to remove for servicing.
A condensate pan is available as accessory.



The drawings are shown with special accessory that is not included in the scope of delivery; more drawings are available on www.wiha-web.com under "Info Centre / Customer Area".