

## WIHA Controller

### Built-In Controller TMP 350

Low-priced controller for cooling plates, cooling pans with contact pipes.

**Not suitable for no-frost refrigerators with circulating air!**

Temperature range:  $-30^{\circ}\text{C}$  up to max.  $20^{\circ}\text{C}$

Load capacity switching output: 230V, max. 6A.

For additional functions such as lighting an additional switch is available.

The supply line and cooling unit/solenoid valve and light are connected inside the housing via clamp connections/screw connections.

Dimensions for front panel: width 200 x height 82 mm

Housing dimensions: width 180 mm x height 61 mm x depth 175 mm



**TMP 350 controller**  
with temperature sensor

**Art.-No.**  
**3310**

### Special Accessories

PTC temperature sensor 5x20

(Colour black,  $-50^{\circ}$  to  $110^{\circ}\text{C}$ , length 3 m)

PTC defrost sensor 5x20

(Colour yellow,  $-50^{\circ}$  to  $110^{\circ}\text{C}$ , length 3 m)

Extension of the connection cable for sensors

Extension of the connection cable for fans

Mounting bracket for controller TMP 350  
Made entirely of stainless steel.

**Art.-No.**

**4155**

**4166**

**10048**

**2173**

**10107**

#### Outputs:

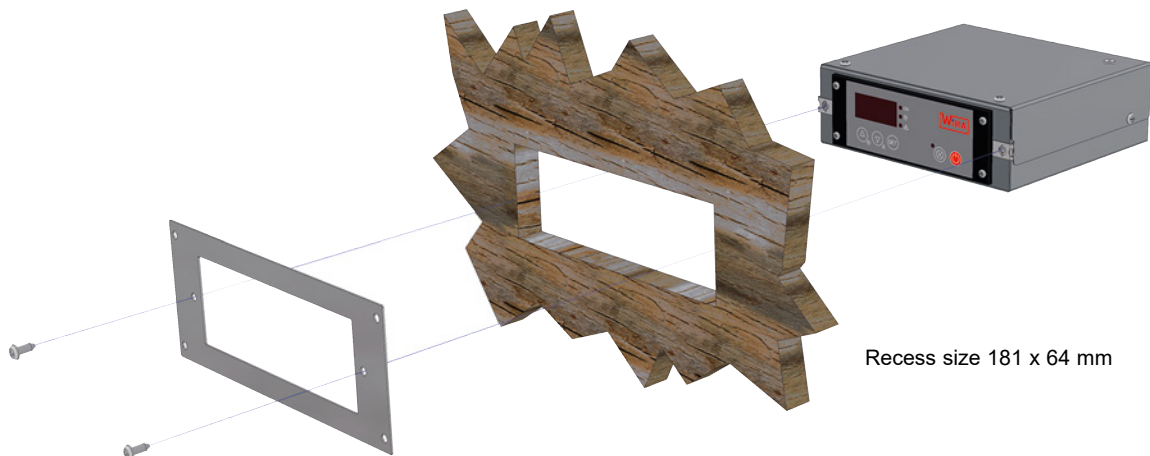
- Refrigerator (230V, max. 400VA)  
or with a purely resistive load up to 3400W
- Switching output (230V, max. 6.3A)  
for light or frame heater  
(with electronic ballast max. 30VA allowed)

#### Inputs:

- Room sensor
- Defrost sensor if required

**Housing dimensions:** width 180 mm x height 61 mm x depth 175 mm

**Recess size:** 181 mm x 64 mm



## Built-In Controller of the Series TMP 600

Specially for the counter area

Our built-in controllers of the series TMP 600 are specially designed for the counter area.

The installation depth is only about 70 mm and thus the controller can be easily mounted in almost any counter panels.

The control panel of the split design requires only an installation depth of 20 mm and disappears almost completely in the cut-out of a 19 mm thick decorative plate.

A great advantage of this series is the similar operation of all devices. The series TMP 600 can be used for all no-frost refrigerators, refrigerated display cases, devices for cooling chocolates and hot/cold devices. The use with Bain-Maries and hot plates is also possible, if desired.

### Compact design (installation depth approx. 70 mm)


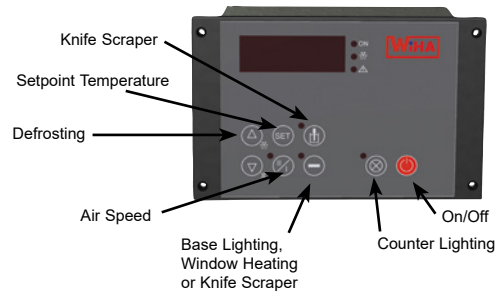
The controllers with this compact design are equipped with a metal casing on the rear side and can be easily mounted in a counter panel. Due to the flat design (installation depth approx. 70 mm) the plugs do not have to be removed – the controller can be simply inserted through the back of the cut-out.

### Split design (installation depth of the control panel only 20 mm)

In case of split design, the control panel is only 20 mm thick, so that it will fit in any counter panel.


Due to the low depth, it can also be mounted directly in front of a cooling pan without problems.

The switching unit of the split design is equipped with powerful relay contacts and an extra strong transformer for the 12 volt safety fans. Thus, it is also suitable for larger cooling pans and refrigerated display cases.



Connection lines are guided to the rear side.

Installation is possible directly in front of the cooling pan.



Figures: Installing a controller of the series TMP 600 with compact housing without loosening the connection leads.



Recess size  
125 mm x 85 mm

## Built-In Controller TMP 620

Built-in controller with **one freely usable light switch**.

Can be used for any no-frost refrigerator or cooling system with contact pipes. For no-frost refrigerators, outputs for 12V safety fans (max. 0.85A, i.e. 5 standard fans) are available. The fans can be operated at two speeds.

Delivery includes a connecting plug. A temperature sensor and a defrost sensor can be connected.

Note: In the case of no-frost refrigerators, temperature sensors are normally mounted in the factory.

<b>Controller TMP 620, Compact Design</b> without temperature sensor	<b>Art.-No.</b> <b>12201</b>
---	---------------------------------

<b>Controller TMP 620, Split Design</b> without temperature sensor	<b>12225</b>
---	--------------

## Special Accessories

PTC temperature sensor 5x20 (Colour black, -50°C to 110°C, length 3 m)	<b>Art.-No.</b> <b>4155</b>
PTC defrost sensor 5x20 (Colour yellow, -50°C to 110°C, length 3 m)	<b>4166</b>
Extension of the connection cable for sensors	<b>10048</b>
Extension of the connection cable for fans	<b>2173</b>
Mounting bracket for controller Made entirely of stainless steel.	<b>12253</b>



### Outputs:

- Fan voltage 12V DC, max. 0.85A  
(2-stage for "Bäcker-Snack" etc.)
- Refrigerator (230V, max. 1200VA)
- Light (230V, max. 6.3A, with electronic ballast max. 100VA allowed)

### Inputs:

- Room sensor
- Defrost sensor (can be switched off)

### Interfaces:

- RTU MODBUS for networking with systems from other manufacturers

**Dimension compact housing:** W 144 mm x H 92 mm x D 70 mm

**Recess size:** 125 mm x 85 mm  
(Connection lines go out of the housing to the rear.)

**Dimension switching unit, split design:**  
width 170 mm x height 130 mm x T 80 mm

**Dimension control panel, split design:**  
width 144 mm x height 92 mm x depth 20 mm  
**Recess size:** 125 mm x 85 mm

## Built-In Controller TMP 620 PR

Built-in controller for chocolates cooling with energy management system and a freely useable light switch and with an additional freely usable switching output (can be operated with button I/II).

Energy-saving thanks to the new energy management, which, depending on the climatic conditions, switches the heating and cooling unit to save energy.

This controller also includes a safety shutdown for the heating in case of a defective cooling circuit.

For no-frost refrigerators, outputs for 12V safety fans (max. 0.8A) are available. Delivery includes a connecting plug. A temperature sensor and a defrost sensor can be connected.

Note: In the case of no-frost refrigerators, temperature sensors are normally mounted in the factory.

<b>Controller TMP 620 PR, Compact Design</b> without temperature sensor	<b>Art.-No.</b> <b>12200</b>
--	---------------------------------

<b>Controller TMP 620 PR, Split Design</b> without temperature sensor	<b>12227</b>
--	--------------

## Special Accessories

PTC temperature sensor 5x20 (Colour black, -50°C to 110°C, length 3 m)	<b>Art.-No.</b> <b>4155</b>
PTC defrost sensor 5x20 (Colour yellow, -50°C to 110°C, length 3 m)	<b>4166</b>
Extension of the connection cable for sensors	<b>10048</b>
Extension of the connection cable for fans	<b>2173</b>
Mounting bracket for controller Made entirely of stainless steel.	<b>12253</b>



### Outputs:

- Fan voltage 12V DC, max. 0.85A
- Refrigerator (230V, max. 1200VA)
- Light 1 (230V, max. 6.3A, with electronic ballast max. 100VA)
- Light 2 or similar (230V, max. 2 A, with electronic ballast max. 30VA), switchable via button I/II  
(Alternatively, this output can also be used to operate a 230V / 12V transformer with fan power over 10 watts)
- Evaporator heater (230V, max. 2A)

### Inputs:

- Room sensor
- Defrost sensor (can be switched off)

### Interfaces:

- RTU MODBUS for networking with systems from other manufacturers

**Dimension compact housing:**  
width 144 mm x height 92 mm x depth 70 mm

**Recess size:** 125 mm x 85 mm  
(Connection lines go out of the housing to the rear.)

**Dimension switching unit split design:**  
width 275 mm x height 230 mm x depth 85 mm

**Dimension control panel split design:**  
width 144 mm x height 92 mm x depth 20 mm  
**Recess size:** 125 mm x 85 mm

## Built-In Controller TMP 630

Built-in controller is equipped with **two freely usable switching outputs** (light, knife scraper, base lighting or similar).

Can be used for any no-frost refrigerator or cooling system with contact pipes.

For no-frost refrigerators, outputs for 12 V safety fans (max. 0.85 A, i.e. 5 standard fans) are available. The fans can be operated at two speeds.

The delivery includes a 1 m long connection cable (flat cable, thickness approx. 1 mm, width approx. 25 mm).

A temperature sensor and a defrost sensor can be connected.

Note: In the case of no-frost refrigerators, temperature sensors are normally mounted in the factory.



	<u>Art.-No.</u>
<b>Controller TMP 630, Compact Design</b> without temperature sensor	<b>12202</b>
<b>Controller TMP 630, Split Design</b> without temperature sensor	<b>12226</b>

### TMP 630 Compact Design, TMP 630 Split Design

#### Outputs:

- Fan voltage 12V DC, max. 0.85A (2-stage for "Bäcker-Snack" etc.)
- Refrigerator (230V, max. 1200VA)
- Light 1 (230V, max. 6.3A, with electronic ballast max. 100VA)
- Light 2 (230V, max. 2A, with electronic ballast max. 30VA) (Alternatively, this output can also be used to operate a 230V/12V transformer with fan power over 10 watts)
- Knife scraper (230V, max. 2A)

#### Inputs:

- Room sensor
- Defrost sensor (can be switched off)

#### Interfaces: -

- RTU MODBUS for networking with systems from other manufacturers

**Dimension compact housing:** W 144 mm x H 92 mm x D 70 mm

**Recess size:** 125 mm x 85 mm

(Connection lines go out of the housing to the rear.)

#### Dimension switching unit, split design:

width 170 mm x height 130 mm x depth 80 mm

#### Dimension control panel, split design:

width 144 mm x height 92 mm x depth 20 mm

**Recess size:** 125 mm x 85 mm

## Special Accessories

	<u>Art.-No.</u>
PTC Temperature sensor 5x20 (Colour black, -50°C to 110°C, length 3 m)	<b>4155</b>
PTC defrost sensor 5x20 (Colour yellow, -50°C to 110°C, length 3 m)	<b>4166</b>
Extension of the connection cable for sensors	<b>10048</b>
Extension of the connection cable for fans	<b>2173</b>

Mounting bracket for controller Made entirely of stainless steel.	<b>12253</b>
--	--------------

### TMP 630 Split Design



Control Panel:  
TMP 630, Split Design



20 mm  
↔

Switching Unit:  
TMP 630, Split Design



## CONTROLLERS WITH GRAPHIC DISPLAY

The new split controllers with graphic display offer a significantly improved operation. The user guidance is currently available in German, English and French.

**For this controller, an individual branding is possible.**

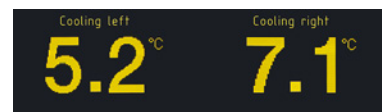


### Clear display

By default, the dynamic display shows only the data that is really important. These are the setpoint temperature and the current operation state.



With the dual controller TMP 2640 DUO, the temperatures of both devices can be displayed at the same time.



### Warning and error messages are easy to read

Warning messages are additionally shown flashing.




Error messages are displayed very clearly and flashing, alternating with the temperature.



### Easy switching on and off of the controller

There are fixed buttons for the main functions "cooling on/off" and "light", which can be reached very easily and quickly.



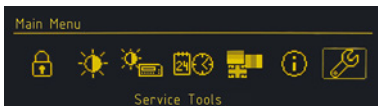
### Function buttons for important device functions

Functions that are used less frequently, such as setting the setpoint, manual defrosting or selecting the air speed, etc., can be called up quickly using function buttons.



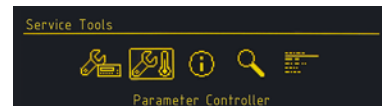
### Graphic menu for settings and diagnostics

Functions that are rarely required, such as setting the language, clock, timer, key lock, etc., can be easily selected using a graphic menu.




### A wide variety of information for maintenance and service

There are various analysis options for service and maintenance.

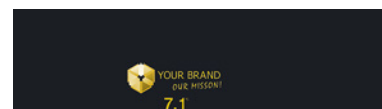


### Individual user logo

As a special highlight, an enlarging individual user logo can be displayed when the controller is switched on.



This logo is also shown in a smaller size as a screen saver together with the temperature and operating status.



**If you are interested in individual branding, please ask.**

## TMP 2630 and TMP 2640 DUO

### Built-In Controller TMP 2630

Built-in controller TMP 2630 is a controller in split design, which can be used for any no frost refrigerators and cooling systems with contact pipes.

The control panel is equipped with a large graphic display (3.2") and contains versatile functions:

- Meaningful user instructions in plain text (German / English / French)
- Temperatures can be logged on a USB stick and read out with Excel or similar
- Timer for switching on/off the device, lighting, defrost etc.
- Configurable key lock
- Temperature curve can be shown on the display
- Extended error analysis for problems
- Management of cleaning and service intervals possible
- The setting parameters are labelled with explanatory text for the service
- The WIHA logo can be replaced by a customer-specific logo

For no frost refrigerators, outputs for 12V safety fans (max. 2A) are available. The fans can be operated at two speeds.

Delivery includes a RJ45 connecting cable with a length of approx. 2 metres. A temperature sensor and a defrost sensor can be connected.

Note: In the case of no-frost refrigerators, temperature sensors are normally mounted in the factory.



#### Outputs:

- Fan voltage 12V DC, max. 2A (2-stage for "Bäcker-Snack" etc.)
- Refrigerator (230V, max. 1200VA)
- Light 1 (230V, max. 6.3A, with electronic ballast max. 100VA)
- Light 2 (230V, max. 6.3A, with electronic ballast max. 100VA)
- Knife scraper (230V, 2A)

#### Inputs:

- Room sensor
- Defrost sensor

#### Interfaces:

- RTU MODBUS for networking with systems from other manufacturers

**Dimension switching unit:** W 144 mm x H 52 mm x D 35 mm

**Recess size:** 124 mm x 46 mm

**Dimension control panel:** W 275 mm x H 230 mm x D 85 mm

	<u>Art.-No.</u>
<b>Controller TMP 2630</b>	<b>12223</b>
without temperature sensor	

### Special Accessories

	<u>Art.-No.</u>
PTC temperature sensor 5x20 (Colour black, -50°C to 110°C, length 3 m)	<b>4155</b>
PTC defrost sensor 5x20 (Colour yellow, -50°C to 110°C, length 3 m)	<b>4166</b>
Mounting bracket for controller Made entirely of stainless steel.	<b>12257</b>
Transfer of the individual company symbol to the controller	<b>12222</b>
One-off costs for the creation of the reusable company symbol	<b>12229</b>



Switching Unit:  
TMP 2630

### Built-In Controller TMP 2640 DUO

Dual controller in split design for two no-frost refrigerators or two static cooling systems connected to a common cooling unit. A freely usable output can be used for counter lighting.

For both cooling systems, a 12V fan control is included. The combined connected load of the two fans must not exceed 24W (2A).

The two controllers can be operated independently of each other.

For each cooling, a temperature sensor and, if required, a defrost sensor can be connected.

The control panel is equipped with a large graphic display (3.2") and contains versatile functions:

- Meaningful user instructions in plain text (German / English / French)
- Temperatures can be logged on a USB stick and read out with Excel or similar
- Timer for switching on/off the device, lighting, defrost etc.
- Configurable key lock
- Temperature curve can be shown on the display
- Extended error analysis for problems
- Management of cleaning and service intervals possible
- The setting parameters are labelled with explanatory text for the service
- The WIHA logo can be replaced by a customer-specific logo

For no frost refrigerators, outputs for 12V safety fans (max. 2A) are available. Delivery includes a RJ45 connecting cable with a length of approx. 2 metres. A temperature sensor and a defrost sensor can be connected.

Note: In the case of no-frost refrigerators, temperature sensors are normally mounted in the factory.



#### Outputs:

- 2 x fan voltage 12V DC (Load capacity together: max. 24W / 2A)
- Refrigerator (230V, max. 1200VA)
- Solenoid valve 1 (230V, max. 20VA)
- Solenoid valve 2 (230V, max. 20VA)
- Light 1 (230V, max. 6.3A, with electronic ballast max. 100VA)

#### Inputs:

- Room sensor
- Defrost sensor

#### Interfaces:

- RTU MODBUS for networking with systems from other manufacturers

**Dimension switching unit:**  
width 144 mm x height 52 mm x depth 35 mm

**Recess size:** 124 mm x 46 mm

**Dimension control panel:**  
width 275 mm x height 230 mm x depth 85 mm

	<u>Art.-No.</u>
<b>Controller TMP 2640 DUO</b>	<b>12224</b>
without temperature sensor	

### Special Accessories

	<u>Art.-No.</u>
PTC temperature sensor 5x20 (Colour black, -50°C to 110°C, length 3 m)	<b>4155</b>
PTC defrost sensor 5x20 (Colour yellow, -50°C to 110°C, length 3 m)	<b>4166</b>
Mounting bracket for controller Made entirely of stainless steel.	<b>12257</b>
Transfer of the individual company symbol to the controller	<b>12222</b>
One-off costs for the creation of the reusable company symbol	<b>12229</b>



Switching Unit:  
TMP 2640 DUO

## TMP 730

### Built-In Controller TMP 730

Built-in controller TMP 730 is a compact controller, which can be used for any no frost refrigerators and cooling systems with contact pipes.

For no-frost refrigerators, outputs for 12 V safety fans (max. 0.85 A, i.e. 5 standard fans) are available. The fans can be operated at two speeds.

The control panel is equipped with a large graphic display and contains versatile functions:

- Meaningful user instructions in plain text (German / English / French)
- Temperatures can be logged on a USB stick and read out with Excel or similar
- Timer for switching on / off the device, lighting, defrost etc.
- Configurable key lock
- Temperature curve can be shown on the display
- Extended error analysis for problems
- Management of cleaning and service intervals possible
- The setting parameters are labelled with explanatory text for the service
- The WIHA logo can be replaced by a customer-specific logo

For no frost refrigerators, outputs for 12V safety fans (max. 0.85A) are available. The fans can be operated at two speeds.

A temperature sensor and a defrost sensor can be connected.

Note: In the case of no-frost refrigerators, temperature sensors are normally mounted in the factory.



**Controller TMP 730**  
without temperature sensor

**Art.-No.**  
**33133**

### Special Accessories

PTC Temperature sensor 5x20  
(Colour black, -50°C to 110°C, length 3 m)

**Art.-No.**  
**4155**

PTC defrost sensor 5x20  
(Colour yellow, -50°C to 110°C, length 3 m)

**Art.-No.**  
**4166**

Extension of the connection cable for sensors

**Art.-No.**  
**10048**

Extension of the connection cable for fans

**Art.-No.**  
**2173**

Mounting bracket for controller  
Made entirely of stainless steel.

**Art.-No.**  
**12253**

Transfer of the individual company symbol  
to the controller

**Art.-No.**  
**12222**

One-off costs for the creation of the  
reusable company symbol

**Art.-No.**  
**12229**

#### Outputs:

- Fan voltage 12V DC, max. 0.85A  
(2-stage for "Bäcker-Snack" etc.)
- Refrigerator (230V, max. 1200VA)
- Light 1 (230V, max. 6.3A, with electronic ballast max. 100VA)
- Light 2 (230V, max. 6.3A, with electronic ballast max. 100VA),  
knife scraper (230V, 2A) or similar

#### Inputs:

- Room sensor
- Defrost sensor

#### Interfaces: -

- RTU MODBUS for networking with systems from other manufacturers

#### Dimension switching unit:

width 144 mm x height 92 mm x depth 70 mm

#### Recess size: 125 mm x 85 mm

(Connection lines go out of the housing to the rear.)

