

## Beverage Counter with 3 Compartments and 2 Sinks


Body length 2450 mm, total height 980 mm

Also available with black front.

The total price consists of  
 price bar counter top  
 + price under counter refrigerator  
 + price inserts

This page can be used as a template for the order.


Cooling power: 360W/-10°ET/R134a/R513A  
 Elec. connection: 230V/335W




### Bar Counter Top 2500

<input type="checkbox"/> <b>2 Sinks left</b> No-drip edge on all sides	<input type="checkbox"/> <b>2 Sinks left</b> Upstand on customer side	<input type="checkbox"/> <b>2 Sinks right</b> No-drip edge on all sides	<input type="checkbox"/> <b>2 Sinks right</b> Upstand on customer side
Width: 2500 mm Depth: 700 mm	Width: 2500 mm Depth: 665 mm	Width: 2500 mm Depth: 700 mm	Width: 2500 mm Depth: 665 mm
<b>Art.-No.</b> 8730	<b>Art.-No.</b> 8731	<b>Art.-No.</b> 8732	<b>Art.-No.</b> 8733

### Under Counter Refrigerator KUB 890-2SL-3





<input type="checkbox"/> Sink base mounted on the left, for external cooling unit (incl. controller)	<input type="checkbox"/> Sink base mounted on the left, with cooling unit ready-to-use
<b>Art.-No.</b> 10806	<b>Art.-No.</b> 8623
	
Model for external cooling: the wing door is without perforated grid.	
<input type="checkbox"/> Waste dumper mounted in the left partition	<b>Art.-No.</b> 10604


### Under Counter Refrigerator KUB 890-2SR-3

<input type="checkbox"/> Sink base mounted on the right, for external cooling unit (incl. controller)	<input type="checkbox"/> Sink base mounted on the right, with cooling unit ready-to-use
<b>Art.-No.</b> 10807	<b>Art.-No.</b> 8633
	
Model for external cooling: the wing door is without perforated grid.	
<input type="checkbox"/> Waste dumper mounted in the right partition	<b>Art.-No.</b> 10605

### Inserts KUB 890

Wing doors with glass window see page 295.

<b>Wing Door DIN Left</b> with 1 supporting grid effective height 780 mm	<input type="checkbox"/> left <input type="checkbox"/> right	
<b>Art.-No.</b> 8782		
<b>Wing Door DIN Right</b> with 1 supporting grid effective height 780 mm	<input type="checkbox"/> left <input type="checkbox"/> right	
<b>Art.-No.</b> 8783		
<b>Wing Door DIN Left</b> with barrel rail effective height 775 mm	<input type="checkbox"/> left <input type="checkbox"/> right	
<b>Art.-No.</b> 8784		
<b>Wing Door DIN Right</b> with barrel rail effective height 775 mm	<input type="checkbox"/> left <input type="checkbox"/> right	
<b>Art.-No.</b> 8785		

<b>Stainless Steel Roller Drawer</b> (drawer with overlength, load 100 kg) eff. height 355 mm top, 345 mm bottom	<input type="checkbox"/> left <input type="checkbox"/> right	
<b>Art.-No.</b> 8798		
<b>Stainless Steel Roller Drawer</b> (drawer with overlength, load 100 kg) eff. height 310 mm top, 390 mm bottom	<input type="checkbox"/> left <input type="checkbox"/> right	
<b>Art.-No.</b> 8789		
<b>Stainless Steel Roller Drawer</b> (drawer with overlength, load 100 kg) eff. height 390 mm top, 300 mm bottom	<input type="checkbox"/> left <input type="checkbox"/> right	
<b>Art.-No.</b> 8788		
<b>Stainless Steel Roller Drawer</b> (drawer with overlength, load 100 kg) eff. height 200 mm / 215 mm / 230 mm	<input type="checkbox"/> left <input type="checkbox"/> right	
<b>Art.-No.</b> 8799		

### Special Accessories

___ pcs. Divider bars, plastic	<b>Art.-No.</b> 8882
___ pcs. Divider bars, metal	<b>Art.-No.</b> 8883
___ pcs. GN bearing rail	<b>Art.-No.</b> 8886
___ pcs. Extra supporting grid	<b>Art.-No.</b> 8885
___ pcs. Expansion valve R452A	<b>Art.-No.</b> 9117
<input type="checkbox"/> Second evaporator for external cooling systems (if more than one compartment is equipped with roller drawers)	<b>Art.-No.</b> 8099
<input type="checkbox"/> Second evaporator for ready-to-use refrigerators (if more than one compartment is equipped with roller drawers)	<b>Art.-No.</b> 8095

### Water Taps for double sink with two lower rinsing pipes:

<input type="checkbox"/> Mixer tap HD2 (2 connection pipes, high pressure)	<b>Art.-No.</b> 8856
<input type="checkbox"/> Mixer tap ND2 (3 connection pipes, for boiler)	<b>Art.-No.</b> 8857
<input type="checkbox"/> Drain set for 2 sinks with hose (for drain of drip tray)	<b>Art.-No.</b> 8892
<input type="checkbox"/> Pressure rinser for glasses, integrated in drip tray	<b>Art.-No.</b> 8899