

Beverage Counter with 2 Compartments and 2 Sinks


Body length 1900 mm, total height 900 mm

Also available with black front.

The total price consists of
 price bar counter top
 + price under counter refrigerator
 + price inserts

This page can be used as a template for the order.


Cooling power: 290W/-10°ET/R134a/R513A
 Elec. connection: 230V/270W




Bar Counter Top 1950

<input type="checkbox"/> 2 Sinks left No-drip edge on all sides	<input type="checkbox"/> 2 Sinks left Upstand on customer side	<input type="checkbox"/> 2 Sinks right No-drip edge on all sides	<input type="checkbox"/> 2 Sinks right Upstand on customer side
Width: 1950 mm Depth: 700 mm Art.-No. 8720	Width: 1950 mm Depth: 665 mm Art.-No. 8721	Width: 1950 mm Depth: 700 mm Art.-No. 8722	Width: 1950 mm Depth: 665 mm Art.-No. 8723

Under Counter Refrigerator KUB 810-2SL-2





<input type="checkbox"/> Sink base mounted on the left, for external cooling unit (incl. controller) Art.-No. 10708	<input type="checkbox"/> Sink base mounted on the left, with cooling unit ready-to-use Art.-No. 10709
	
Model for external cooling: the wing door is without perforated grid.	
<input type="checkbox"/> Waste dumper mounted in the left partition Art.-No. 10604	





Under Counter Refrigerator KUB 810-2SR-2

<input type="checkbox"/> Sink base mounted on the right, for external cooling unit (incl. controller) Art.-No. 10710	<input type="checkbox"/> Sink base mounted on the right, with cooling unit ready-to-use Art.-No. 10711
	
Model for external cooling: the wing door is without perforated grid.	
<input type="checkbox"/> Waste dumper mounted in the right partition Art.-No. 10605	

Inserts KUB 810

Wing doors with glass window see page 291.

Wing Door DIN Left with 1 supporting grid effective height 700 mm Art.-No. 10182	<input type="checkbox"/> left <input type="checkbox"/> right 
Wing Door DIN Right with 1 supporting grid effective height 700 mm Art.-No. 10183	<input type="checkbox"/> left <input type="checkbox"/> right 
Wing Door DIN Left with barrel rail for 30 l barrel effective height 695 mm Art.-No. 10184	<input type="checkbox"/> left <input type="checkbox"/> right 
Wing Door DIN Right with barrel rail for 30 l barrel effective height 695 mm Art.-No. 10185	<input type="checkbox"/> left <input type="checkbox"/> right 

Stainless Steel Roller Drawer (drawer with overlength, load 100 kg) effe. height 312 mm top, 305 mm bottom Art.-No. 10198	<input type="checkbox"/> left <input type="checkbox"/> right 
Stainless Steel Roller Drawer (drawer with overlength, load 100 kg) effe. height 270 mm top, 350 mm bottom Art.-No. 10188	<input type="checkbox"/> left <input type="checkbox"/> right 
Stainless Steel Roller Drawer (drawer with overlength, load 100 kg) effe. height 350 mm top, 260 mm bottom Art.-No. 10189	<input type="checkbox"/> left <input type="checkbox"/> right 
Stainless Steel Roller Drawer (drawer with overlength, load 100 kg) effe. height 180 mm / 195 mm / 175 mm Art.-No. 10194	<input type="checkbox"/> left <input type="checkbox"/> right 

Special Accessories

___ pcs.	Divider bars, plastic	Art.-No. 8882
___ pcs.	Divider bars, metal	8883
___ pcs.	GN bearing rail	8886
___ pcs.	Extra supporting grid	8885
___ pcs.	Expansion valve R452A	9117

Water Taps for double sink with two lower rinsing pipes:

<input type="checkbox"/> Mixer tap HD2 (2 connection pipes, high pressure)	Art.-No. 8856
<input type="checkbox"/> Mixer tap ND2 (3 connection pipes, for boiler)	8857
<input type="checkbox"/> Drain set for 2 sinks with hose (for drain of drip tray)	8892
<input type="checkbox"/> Pressure rinser for glasses, integrated in drip tray	8899