KUB 465 GN – Gastro-Norm Grid, 465 mm High

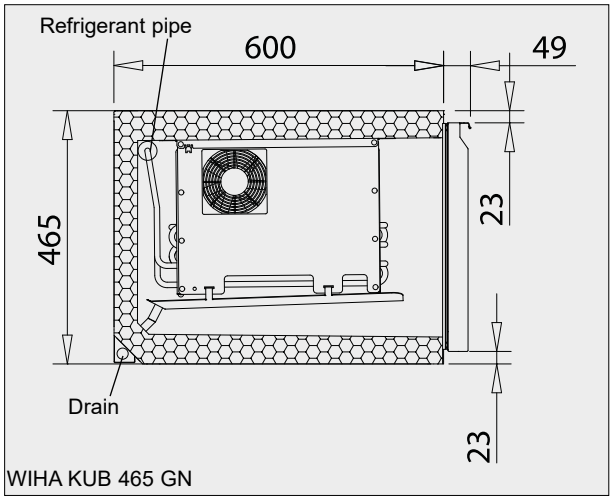

Design see page 273.

For external cooling unit without controller	For external cooling unit with controller	Incl. cooling unit with controller
Recommended cooling power: 230W/-10°ET	Recommended cooling power: 230W/-10°ET	Cooling power: 230W/-10°ET Elec. connection: 230V/50Hz/240W
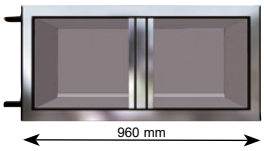 960 mm **Art.-No.** **9028**	 1110 mm **Art.-No.** **20900**	 1310 mm **Art.-No.** **9078**
 960 mm **Art.-No.** **9029**	 1110 mm **Art.-No.** **20901**	 1310 mm **Art.-No.** **9079**

Height: 465 mm, depth: 600 mm + 49 mm

For external cooling unit without controller	For external cooling unit with controller	Incl. cooling unit with controller
Recommended cooling power: 290W/-10°ET	Recommended cooling power: 290W/-10°ET	Cooling power: 290W/-10°ET Elec. connection: 230V/50Hz/270W
 1440 mm **Art.-No.** **9032**	 1590 mm **Art.-No.** **20902**	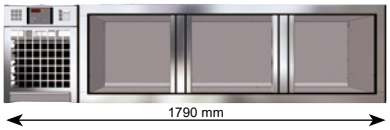 1790 mm **Art.-No.** **9083**
 1440 mm **Art.-No.** **9033**	 1590 mm **Art.-No.** **20903**	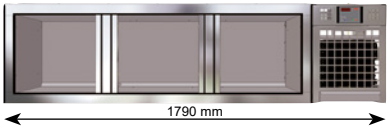 1790 mm **Art.-No.** **9084**

Height 465 mm, depth: 600 mm + 49 mm

Errors and technical modification excepted. All prices are in Euro exclusive the statutory VAT. (status 05/2020)

Inserts KUB 465 GN

Wing Door DIN Left with 1 supporting grid effective height 355 mm **Art.-No.** **9205**	
Wing Door DIN Right with 1 supporting grid effective height 355 mm **Art.-No.** **9206**	
Wing Door DIN Left with 3 pairs of bearing rails for GN pans **Art.-No.** **9109**	
Wing Door DIN Right with 3 pairs of bearing rails for GN pans **Art.-No.** **9110**	

Wing Door DIN Left, Glass with 1 supporting grid effective height 355 mm **Art.-No.** **9420**	
Wing Door DIN Right, Glass with 1 supporting grid effective height 355 mm **Art.-No.** **9421**	
Wing Door DIN Left, Glass with 3 pairs of bearing rails for GN pans **Art.-No.** **9422**	
Wing Door DIN Right, Glass with 3 pairs of bearing rails for GN pans **Art.-No.** **9423**	

Telescopic Base Unit (stainless steel pullout, load capacity 50 kg) effective height 327 mm **Art.-No.** **9043**	 only for 1 litre PET bottles
Telescopic Base Unit (stainless steel pullout, load capacity 50 kg) eff. depth 122 mm top, 147 mm bottom **Art.-No.** **9042**	
Telescopic Base Unit (stainless steel pullout, load capacity 50 kg) eff. depth 115 mm top, 170 mm bottom **Art.-No.** **9149**	

For 1 x GN 1/1-100 and 1 x GN 1/1-150 Especially suitable for GN pans.

Effective area of the drawers for KUB – GN

Effective height [mm]	Effective area Width/Depth	Type of the bottles	Dimension of the bottles D [mm] x H [mm]	**Number of bottles**	**GN container**
337	W 306 mm D 510 mm	PET 1,5 l PET 1,0 l Wine 0,7 l	94 x 337 81 x 299 78 x 311	15 18 24	1x GN 1/1-150 2x GN 1/2-150 2x GN 2/4-150
147	W 306 mm D 510 mm	bottles only in horizontal position			1x GN 1/1-100 2x GN 1/2-100 2x GN 2/4-100
122	W 306 mm D 510 mm	bottles only in horizontal position			1x GN 1/1-100 2x GN 1/2-100 2x GN 2/4-100

When placing your order, please quote the product number of the body and the number of the fronts/inserts from left to right, e.g. 9205 – 9109 – 9043.

Special Accessories

	Art.-No.
Surcharge expansion valve for R452A instead R134a / R513A	**9117**
GN divider bar for pullout partitioning to accommodate bottles, lockable plastic model	**9118**
GN divider bar for pullout partitioning to accommodate bottles, fully adjustable metal model	**9129**
GN bearing rail for GN pullout	**9057**
Extra GN grid with 2 bottom beams	**9190**
GN intermediate section behind central bar (small grid for the space between 2 compartments)	**9191**
Extra pair of bearing rails for GN wing door compartment	**9051**
Base rail, 40 mm high, per r.m. body length	**9133**
4 round feet, adjustable height approx. 100–140 mm (for 1–2 compartments)	**9128**
5 round feet, adjustable height approx. 100–140 mm (for 3–4 compartments)	**9131**
Base retaining bracket for round feet, apiece	**9152**
Solenoid valve mounted behind the panel	**9122**
Drill hole 40 mm in body panel	**9137**
Refrigerant pipes on the back side centred out of the body	**9139**
Lock for door or drawer	**9157**

Description

Under counter refrigerator for cooling foodstuffs in the gastronomy sector.
Temperature: < 7°C at 25°C/60% relative humidity (climate class 3 according to DIN EN ISO 23953).

	Art.-No.
TMP 610 controller for standard cooling	**12205**
Second evaporator (height 465) for external cooling systems	**8137**
Second evaporator (height 465) for ready-to-use refrigerators The cooling unit is equipped with a refrigerant receiver, the evaporators with expansion valves.	**8136**
LED lighting 12V/5W (height of compartment 465)	**9445**
For the operation of the LED lighting a transformer 230V/12V with rectifier is required. Transformer with rectifier 12V/20W	**2452**

Mounting Covers

Width 150 mm, height 465 mm

	Art.-No.
Cover with cut-out for 1 x controller TMP 6xx, mounted on the left	**21100**
Cover with cut-out for 1 x controller TMP 6xx, mounted on the right	**21101**
Cover with cut-outs for 2 x controller TMP 6xx, mounted on the left	**21102**
Cover with cut-outs for 2 x controller TMP 6xx, mounted on the right	**21203**